

Model	T603	T603(PS)	T603CAB	T603CAB(PS)
<b>ENGINE</b>				
Manufacturer	Perkins	Perkins	Perkins	Perkins
Model	404D-22T	404D-22T	404D-22T	404D-22T
Engine HP(kw)-Gross	58 (43)	58(43)	58(43)	58(43)
PTO HP(kw)	46.6(35)	46.6(35)	46.6(35)	46.6(35)
Rated engine speed	2600	2600	2600	2600
Number of cylinders	4	4	4	4
Displacement-cu.in. [cc]	135.2(2216)	135.2(2216)	135.2(2216)	135.2(2216)
Air cleaner	Dual Dry	Dual Dry	Dual Dry	Dual Dry
<b>ELECTRICAL SYSTEM</b>				
Alternator	12V, 65A	12V, 65A	12V, 65A	12V, 65A
<b>FUEL SYSTEM</b>				
Type	Indirect Fuel Injection	Indirect Fuel Injection	Indirect Fuel Injection	Indirect Fuel Injection
<b>DRIVETRAIN</b>				
Transmission type	Sync/Shuttle	Sync/Power Shuttle	Sync/Shuttle	Sync/Power Shuttle
Number of speeds	24/F 24/R	24/F 24/R	24/F 24/R	24/F 24/R
Max traveling speed, mph (km/h)	22(35.5)	22(35.5)	22(35.5)	22(35.5)
Brakes	Wet Disc	Wet Disc	Wet Disc	Wet Disc
Steering	Hydrostatic	Hydrostatic	Hydrostatic	Hydrostatic
Clutch	Dry single plate	Wet Multi plate	Dry single plate	Wet Multi plate
<b>HYDRAULIC SYSTEM</b>				
Pump (type)	Dual gear pump	Dual gear pump	Dual gear pump	Dual gear pump
Implement pump cap.gpm (L/min)	10.5(39.6)	10.5(39.6)	10.5(39.6)	10.5(39.6)
Steering pump cap. gpm (L/min)	4.7(17.6)	4.7(17.6)	4.7(17.6)	4.7(17.6)
Maximum total flow gpm (L/min)	15.1(57.2)	15.1(57.2)	15.1(57.2)	15.1(57.2)
Category, 3 point hitch	II	II	II	II
Hitch lift capacity, lb. (kg)	4270(1937)	4270(1937)	4270(1937)	4270(1937)
at 24 inches behind link ends, lb(kg)	3153(1430)	3153(1430)	3153(1430)	3153(1430)
Lift control type	Position/Draft	Position/Draft	Position/Draft	Position/Draft
Joy stick valve	standard	standard	standard	standard
No. of standard remote valves	3	3	3	3
<b>PTO</b>				
Type	Independent	Independent	Independent	Independent
Control	Electric/Hydro	Electric/Hydro	Electric/Hydro	Electric/Hydro
Mid (rpm)	N/A	N/A	N/A	N/A
Rear (rpm)	540 / 1000(750)	540 / 1000(750)	540 / 1000(750)	540 / 1000(750)
Shaft Diameter in. (mm)	1 3/8(35)	1 3/8(35)	1 3/8 (35)	1 3/8(35)
<b>CAPACITIES</b>				
Fuel Tank, U.S. gal.(L)	18.48(70)	18.48(70)	18.48(70)	18.48(70)
Cooling System U.S. qt. (L)	9.5(9)	9.5(9)	9.5(9)	9.5(9)
Crankcase (with filter) U.S. qt. (L)	7.1(6.7)	7.1(6.7)	7.1(6.7)	7.1(6.7)
Trans. & Hydr. System, U.S.gal. (L)	11(42)	11(42)	11(42)	11(42)
Front Axle qt. (L)	17.4(16.5)	17.4(16.5)	17.4(16.5)	17.4(16.5)
<b>DIMENSIONS (with standard tires)</b>				
Overall length, in. (mm) with 3P	146.5(3722)	146.5(3722)	146.5(3722)	146.5(3722)
Overall width, in. (mm)	71.5(1817)	71.5(1817)	71.5(1817)	71.5(1817)
Wheelbase, in. (mm)	83(2100)	83(2100)	83 (2100)	83(2100)
Height to top of ROPS, in. (mm)	101.9(2590)	101.9(2590)	101.9(2590)	101.9(2590)
Min. Ground Clearance, in (mm)	17.9(455)	17.9(455)	17.9(455)	17.9(455)
Min. Turning Radius, in (mm) with brakes	150.1(3815)	150.1(3815)	150.1(3815)	150.1(3815)
Min. Turning Radius, in (mm) w/o brakes	162.2(4120)	162.2(4120)	162.2(4120)	162.2(4120)
<b>STANDARD TIRES</b>				
Agricultural Front	9.5-20	9.5-20	9.5-20	9.5-20
Agricultural Rear	14.9-28	14.9-28	14.9-28	14.9-28
Industrial Front	12-16.5	12-16.5	12-16.5	12-16.5
Industrial Rear	16.9-24(17.5L X 24)	16.9-24(17.5L X 24)	16.9-24(17.5L X 24)	16.9-24(17.5L X 24)
<b>ROLL-OVER PROTECTIVE STRUCTURES</b>				
Standard	ROPS	ROPS	CAB	CAB
<b>WEIGHT</b>				
Total weight ,lb (kg)	5204(2360)	5204(2360)	5380(2440)	5380(2440)

> Specifications subject to change without prior notice

## WHO IS TYM?

TYM, (Tong Yang Moolsan) headquartered in Seoul, South Korea, was established in 1960, and has over four decades of experience designing, manufacturing and distributing high quality tractors and agricultural equipment worldwide.

TYM OFFERS A BROAD PRODUCT LINE - Horsepower ranges from 23hp - 100hp. All models are available with heated and air conditioned cabs...some models have power shuttle and hydrostatic transmissions. Loaders and backhoes are available for all tractors.

TYM is a proactive and forward thinking manufacturer with an aggressive R & D Department committed to helping their dealers sell tractors. TYM listens and responds to the changing market.

TYM first entered the US market in 1999 branding tractors first for Mahindra's 10 series. As time progressed TYM tractors were sold regionally under the Millennium and Scorpion brand names. And later OEM branded for an additional company for a few years. The TYM brand is known world wide.

TYM sold their tractors in the US under their own brand starting in 2001 in some of the western states. TYM then entered the Canadian market in 2002 offering TYM branded tractors. In September 2004 TYM incorporated TYM-USA which continues to be the TYM's official US operating company DBA TYM TRACTORS.

TYM owns and operates two distribution and support centers in the United States. The newest one opened January 2, 2008 and is Located in Wilson, NC. original US based TYM distribution and support center located in Redmond, OR opened in 2001. TYM built a new distribution and support center in Redmond, OR in 2005. TYM's Headquarters for its North American operation is also located in its new (100,00sq ft) facility in Wilson, NC. TYM continues to invest not only in the development of its tractors and attachments but also in the resources needed to support its dealer organization.

TYM tractors is now the fastest growing tractor brand in North America with its rapidly expanding dealer organization and customer acceptance of its high quality product offering.



► TYM-B-2011004-b ► 2011. 07

**TYM** TONGYANG MOOLSAN CO., LTD.

**TYM**  
TRACTORS

[www.tym.co.kr](http://www.tym.co.kr)

T603/ T603CAB/ T603CAB (POWER SHUTTLE)

60 Horsepower

**TYM**



**T603 (POWER SHUTTLE)**  
**T603 CAB (POWER SHUTTLE)**


**QUALITY MATTERS**





## POWER STEERING

- Hydrostatic power steering offers effortless maneuverability
- Excellent turning radius



## POWER SHUTTLE (OPTIONAL)

- Power shuttle allows you to shift forward and reverse without using a clutch



## ENGINE

- Reliable, powerful, and rugged engine
- 60 gross horse power
- Fuel efficient
- 4 cylinder, liquid-cooled diesel engine



REAR WIPER



SUNROOF

## RADIO / CD PLAYER

- Premium radio / CD player (optional)



## REAR WINDOW

- The lower rear window allows for easy visibility of implements

## T603 FEATURES AND OPTIONS



- Mechanical transmission
- Synchro shuttle
- Power shuttle-Option
- 24 Forward / 24 Reverse Speed
- Max traveling speed : 22mph
- Independent rear PTO (540/1000rpm)
- Category 2 three-point hitch
- Robust front axle

## SIMPLE MAINTENANCE

- All maintenance work can be performed quickly with minimum effort



## INSTRUMENT PANEL

- The clear instrument panel provides fast and accurate information on all main operations

*The comfort cab offers ample room for freedom of operator movement and the operation control layout is designed to provide maximum ergonomic benefit for the operator.*



## FOLDABLE ROPS

- Foldable ROPS lets you store under a low-roof ceiling for convenient storage



## REAR REMOTE

- TYM offers more standard remotes for your added convenience



## TELESCOPING LOWER LINK ARMS



EASY FILL FUEL TANK



DUAL AIR FILTER ELEMENTS



JOYSTICK LEVER FOR LOADER OPERATION



## 4WD FRONT AXLE

- The heavy duty front axle offers greater traction during demanding applications



Universal skid steer quick attach system

**TYM**  
TRACTORS